



GSF IT Solutions

Can be used as your DES Risk Stratification Tool by your CCG
Making it easier to do the right thing and improving end of life care for your patients

GSF IT Solutions supports you to improve end of life care for your patients, using your existing IT systems, to make it easier to implement next stage GSF or 'Going for Gold' in your practice. It does this by:

1. **Earlier alerting & identifying** of patients and using the e-PIG electronic Prognostic Indicator Guidance
2. This leads to better populating of your practice's **Palliative Care/GSF Register** and thereby the **Locality Registers or EPaCCS**, to improve information sharing across settings as recommended
3. This **triggers key actions** at key times - using needs based coding and Traffic light reports for your multi-disciplinary meetings to ensure the right things are done for the right patient at the right time
4. **Helps you achieve your DES targets for avoiding unplanned admissions**

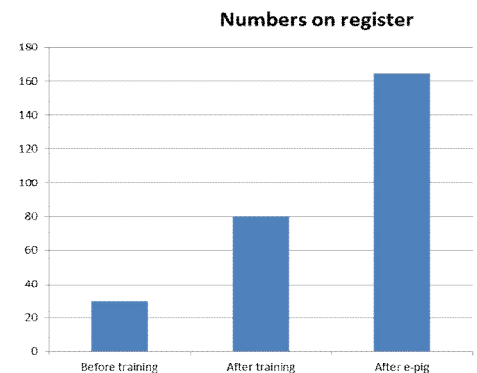
The GSF e-PG can only be commissioned by groups of more than 10 practices, Localities or CCGs .

Why is GSF IT Solutions helpful to you?

- Helps recognise and **identify 1-2%** patients nearing the end of life
- Helps you **start your DES register of vulnerable patients**
- Helps **populate** your practice/Locality Register/ePaCCS
- Use your **existing** software to deliver better care
- Collect **evidence** to demonstrate improved care planning
- Supports your **progress** with GSF Going for Gold training

What does it improve?

- Earlier alerting of vulnerable patients nearing the end of life
- Achieve your DES register for avoiding unplanned admissions
- Better use of register/ePaCCS – more of the right patients
- No more cut-and-paste between applications/double data entry
- Track delivery of triggered actions through Needs Based Coding and GSF Needs Support Matrices



Earlier alerting with ePIG - Electronic Prognostic Indicator Guidance

What ePIG does

- Helps identify patients earlier for consideration
- Uses the GSF **Prognostic Indicator Guidance**
- Find gaps in electronic record keeping

What are the benefits?

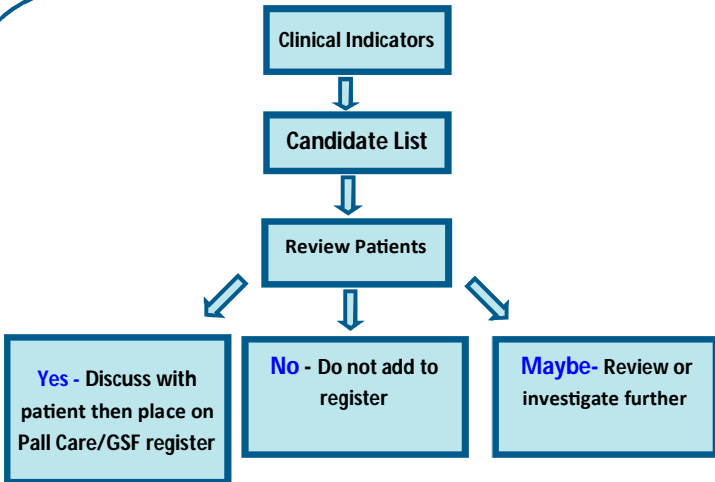
- Improved recognition of vulnerable patients
- Early assessment of needs
- Fewer crises and better quality of care

"We have used ePIG in our practice with great success and I have discovered patients eligible for the register that I had not previously recognised. I believe the use of ePIG will increase these numbers further and I am excited about the potential of this tool."

Dr Peter Nightingale, GP, Lancaster



How does ePIG work to identify 1-2% of your patients ?



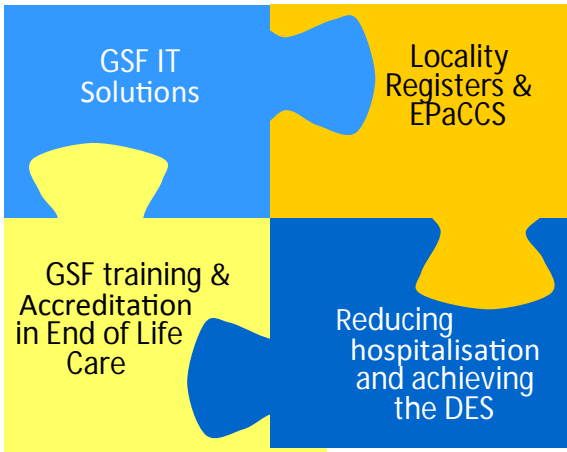
- Use of e-PIG produces a candidate list—about 5%
- The GP and healthcare professionals make a clinically based decision whether to place patients on the register from the candidate list—the 1-2% list
- When the doctor is not sure, the patient remains on the candidate list and regularly reviewed
- It is recommended best practice that there is a discussion with the patient and their family before being added to the register/EPaCCS

EMIS Number	Patient Details/ Full Name	Date of Birth	Code Term	Date	Read Code	Indicator	Usual GP	Add to GSF	Don't Add to GSF
2222	Doe, John	15/04/1965	Chronic lymphoid leukaemia	13-May-13	B641	Cancer	RK		
1111	Doe, Jane	03/12/1964	Bronchiectasis	12-Apr-13	H34	Chronic Obstructive Pulmonary Disease	RK		
			Chronic lymphoid leukaemia	13-May-13	B641	Cancer	SI		
			Fatigue	12-Apr-13	1682	Frailty	SI		
			Tired all the time	12-Mar-13	1683	Physical decline	SI		
5555	Nother, Alan	07-Mar-23	Acute Heart Failure	07-May-13	GS82	Chronic Heart Failure	SI		

Information sharing - Locality Registers EPaCCS (Electronic Palliative Care Systems)

Triggers- GSF Traffic Light Report

Used during team meetings to review patients and make best use of clinical time



What are the benefits ?

- Patients**
- More appropriate care
 - Patient wishes fulfilled
 - Better coordinated care
- Clinicians**
- Achieve your practice DES payments
 - Early alerting of vulnerable patients
 - Effective palliative care meetings
 - Easy review of patients on register by full care team -more proactive care
- Commissioners**
- Reduce hospitalisation, improve end of life care and locality register

How GSF IT helps use of EPaCCS

- **GSF ePIG** promotes early identification of patients to be added to locality register/EPaCCS
- **GSF eForms** can be used to make it easier by triggering key actions using needs support coding and prompts
- **GSF Traffic Lights Reports** make it easier for care teams to use the locality register and keep it complete and up to date

What is in the Report?

- All patients on the palliative care/GSF register
- Recent deaths
- Needs based **colour codes** to trigger the right action at the right time
- Summary of care plan
- Enables easy audit and analysis

For more information contact the GSF Centre Team on: itsolutions@gsfcentre.co.uk • info@gsfcentre.co.uk • 01743 291 891 • www.goldstandardsframework.org.uk •